

SYN.0197

SYNTECH STOPAQ

Plastic sealing paste for waterproofing tubes with passing cables

Customs Code

3214 9000

Packaging

- Cartridge 533 cc

Application

- Apply by hand
- Dispensing gun
- Spatula

Family
Syntech

Type
Polyurethane hydro expansive resins and related accessories

Product Lines

- Aqua
- Building
- Infratech

Functional Categories

- **Instantaneous stoppage of water infiltrations in buildings**
- **Waterproofing underground structures with hydro-expansive products**

Components
Single-component

Appearance
Paste

General description

Mono-component Sealant compound, permanently plastic, slightly warm (+10% in volume in contact with water), for waterproofing underground holes, through which one or many wires and/or technical pipes pass, in masonry structures. It is extruded around the cables passing using specific dosing gun for 600 ml bags, and then covered with thixotropic mortar REPAR TIX G2.

General features

- It does not harden over time, while maintaining its original plasticity.
- It is a non-toxic material.
- It is easy to apply, it adheres both to dry and wet surfaces. Usable even in the presence of slight water seepage.
- It expands slightly in contact with water (+10%), thereby sealing any losses that may arise due to subsidence or vibration.

Dosage

Approximately 1.9 cartridges of SYNTECH STOPAQ for each cubic decimetre of volume to be filled.

Fields of application

Waterproof sealing for drilled holes in walls of concrete, bricks, tufa, etc., which are crossed by passing electrical cables and/or technical tubes in general (gas, plumbing, etc.).


Basic features

 Density:
1.20 kg/dm³


 Hydroexpansive product:
+10 %

 Min. recommended thickness:
8 cm


 Nonflammable

 Pot-life:
90 min

 Shelf-life:
24 months

 Temperature of use:
0 / +50 °C

 Use wearing protective gloves

 Available colours
Green

Technical specifications

Auto-ignition temperature: >200 °C

Flash-point: >190 °C

IF YOU WANT TO SOLVE IT
 **azichem**

www.azichem.com

Updated: **24/08/2020**

General sales conditions and legal notices on

www.azichem.com/disclaimer

Tools cleansing

- Water

Applicable on

- Concrete
- Prefabricated concrete
- Bricks
- Tuff
- Mixed walls (bricks and stones)
- Stone walls
- Rock walls

Substrate preparation

Dust, soil, sand, loose parts, rust, and layers of paint of the pipes and old deteriorated sealant material must be removed with pressurised water or brushing, before applying the compound. The inner surface of the tube/hole containing the passing cables should be damp or wet.

Instructions for use

To limit the thickness of SYNTECH STOPAQ, it is recommended to insert a barrier of polyethylene foam kerbs with an appropriate diameter (FILTENE FONDOGIUNTO).

SYNTECH STOPAQ will be extruded into the hole to be sealed, taking care that the paste encompasses all the passing cables. Compact, with the help of a wooden handle or the like, the paste just extruded against the polyethylene "barrier" previously positioned to seal all the gaps. The depth of clogging made with SYNTECH STOPAQ must be at least 8-10 cm.

Smooth the outer surface of SYNTECH STOPAQ, with special spatula or gloved hand, compacting it well. Finally, close the "mouth" outside of the tube/hole with REPAR TIX G2, minimum 2 cm thick, smoothing around the cables with a spatula.

Storage and preservation

Store the product in its original packing, in a fresh and dry environment, avoiding frost and direct sunlight. Protect from humidity.



Photo Sequence



Warnings, Precautions and Ecology

The general information, along with any instructions and recommendations for use of this product, including in this data sheet and eventually provided verbally or in writing, correspond to the present state of our scientific and practical knowledge.

Any technical and performance data reported is the result of laboratory tests conducted in a controlled environment and thus may be subject to modification in relation to the actual conditions of implementation.

Azichem Srl does not assume any liability arising from inadequate characteristics related to improper use of the product or connected to defects arising from factors or elements unrelated to the quality of the product, including improper storage.

Those wishing to utilise the product are required to determine prior to use whether or not the same is suitable for the intended use, assuming all consequent responsibility.

The technical and characteristic details contained in this data sheet shall be updated periodically. For consultation in real time, please visit the website: www.azichem.com. The date of revision is indicated in the space to the side. The current edition cancels out and replaces any previous version.

Please note that the user is required to read the latest Safety Data Sheet for this product, containing chemical-physical and toxicological data, risk phrases and other information regarding the safe transport, use and disposal of the product and its packaging. For consultation, please visit: www.azichem.com.

It is forbidden to dispose of the product and/or packaging in the environment.

In situations of low temperature (usually in winter) the cartridges of SYNTECH STOPAQ must be heated in water to +35°C, for about a quarter of an hour, before being used ("bain marie" heating).

For applications in steel pipes, provide a suitable layer of SYNTECH RGS epoxy primer on the surfaces that will be filled with REPAR TIX G2.

SYNTECH STOPAQ is produced/distributed by

IF YOU WANT TO SOLVE IT
 **azichem**

www.azichem.com

Updated: **24/08/2020**

General sales conditions and legal notices on

www.azichem.com/disclaimer

IF YOU WANT TO SOLVE IT
 **azichem**

Via Giovanni Gentile, 16/A - 46044 Goito (MN), Italy
info@azichem.com Tel. +39 0376.604185 /604365 Fax +39 0376 604398