



CSX.0020

CONSILEX BARRIER-A

Silicone water repellent in an aqueous emulsion, for chemical barriers

Customs Code

3824 9970

Packaging

- Plastic can 10 l
- Plastic can 25 l
- Plastic can 5 l

Application

- Injection
- Low pressure airless nebulizer

Family
Consilex

Product Lines
• **Opus**

Components
Single-component

Type
Water-based siloxane solutions

Functional Categories
• **Sanification of masonry by stopping the rising damp**

Appearance
Liquid

General description

Solution of special modified silicone resins, dispersed in water, hydrophilic in the application phase, hydrophobic and water repellent after reaction with atmospheric carbon dioxide.


Dosage

From 1.0 to 1.6 litres of CONSILEX BARRIER-A per linear metre of 10 cm thick masonry. Calculate the consumption in proportion to the thickness of the masonry to be restored.

Fields of application


Formation, by injection, of horizontal chemical barriers for stopping capillary rising damp in building renovation and damp brickwork; water repellent and reinforcing treatment with slightly alkaline porous building materials: bricks, tiles, terracotta and crude ceramic materials, etc.

Basic features


 Density:
1.02 kg/dm³

 Shelf-life:
12 months

 Use wearing protective glasses

 Available colours
Transparent

 Nonflammable

 Solvent-free

 Use wearing protective gloves

Tools cleansing

- Water

Applicable on

- Bricks
- Tuff
- Mixed walls (bricks and stones)
- Stone walls

Substrate preparation

Remove the existing plaster, only if necessary, up to at least one metre above the line of evident damp.

Draw a line parallel to the outside kerb or inside flooring, at a distance of about 10-15 cm from the same. Prepare drilling points at 12 cm distance from one another on the traced line. The inclination of the holes should be about 20° down. The depth of the holes should be approximately 4/5 the thickness of the wall to inject. The drill bit to be used must have a diameter of 18-20 mm. Once the holes are finished, the dust produced by drilling is required to be eliminated.

IF YOU WANT TO SOLVE IT
 **azichem**

www.azichem.com

Updated: **24/08/2020**

General sales conditions and legal notices on

www.azichem.com/disclaimer

Instructions for use

The product can be diluted with demineralised water or with a hardness less than 35°F up to a maximum of 15-20% (it is recommended for use preferably without dilution). Proceed with the pure product or with the solution obtained, with low pressure injections by airless pump (manual or electric), directly into the designated holes in the masonry.

Consumption may vary depending on the characteristics of the masonry and its thickness. By way of example, for 50 cm thick masonry, the indicative consumption of the aqueous solution is between 5 and 8 l/m.

CONSILEX BARRIER-A requires an adequate and as lengthy an exchange as possible with the atmosphere, for the hydrophilic-hydrophobic transformation: schedule an adequate waiting time prior to sealing the injection holes and coating the brickwork. It is advisable to create the chemical barrier with CONSILEX BARRIER-A- when work commences at the construction site and to close the injection holes a few days before ends.

Apply on porous media, with pH not exceeding 8.

Protect glass and aluminium surfaces from contact with the product.

Storage and preservation

Protect from freezing. Store the product in its original packing, in a fresh and dry environment, avoiding frost and direct sunlight. Inadequate storage of the product may result in a loss of rheological performance.



Alternative uses of the product

The product can also be used effectively as water repellent treatment of masonry surfaces in general. In this case, apply the product as it is on dry porous media. Protect the treated surfaces from rain in the hours immediately following application.

Warnings, Precautions and Ecology

The general information, along with any instructions and recommendations for use of this product, including in this data sheet and eventually provided verbally or in writing, correspond to the present state of our scientific and practical knowledge.

Any technical and performance data reported is the result of laboratory tests conducted in a controlled environment and thus may be subject to modification in relation to the actual conditions of implementation.

Azichem Srl does not assume any liability arising from inadequate characteristics related to improper use of the product or connected to defects arising from factors or elements unrelated to the quality of the product, including improper storage.

Those wishing to utilise the product are required to determine prior to use whether or not the same is suitable for the intended use, assuming all consequent responsibility.

The technical and characteristic details contained in this data sheet shall be updated periodically. For consultation in real time, please visit the website: www.azichem.com. The date of revision is indicated in the space to the side. The current edition cancels out and replaces any previous version.

Please note that the user is required to read the latest Safety Data Sheet for this product, containing chemical-physical and toxicological data, risk phrases and other information regarding the safe transport, use and disposal of the product and its packaging. For consultation, please visit: www.azichem.com.

It is forbidden to dispose of the product and/or packaging in the environment.



www.azichem.com

Updated: **24/08/2020**

General sales conditions and legal notices on

www.azichem.com/disclaimer

CONSILEX BARRIER-A is produced/distributed by



Via Giovanni Gentile, 16/A - 46044 Goito (MN), Italy
info@azichem.com Tel. +39 0376.604185 /604365 Fax +39 0376 604398



www.azichem.com

Updated: **24/08/2020**
General sales conditions and legal
notices on
www.azichem.com/disclaimer